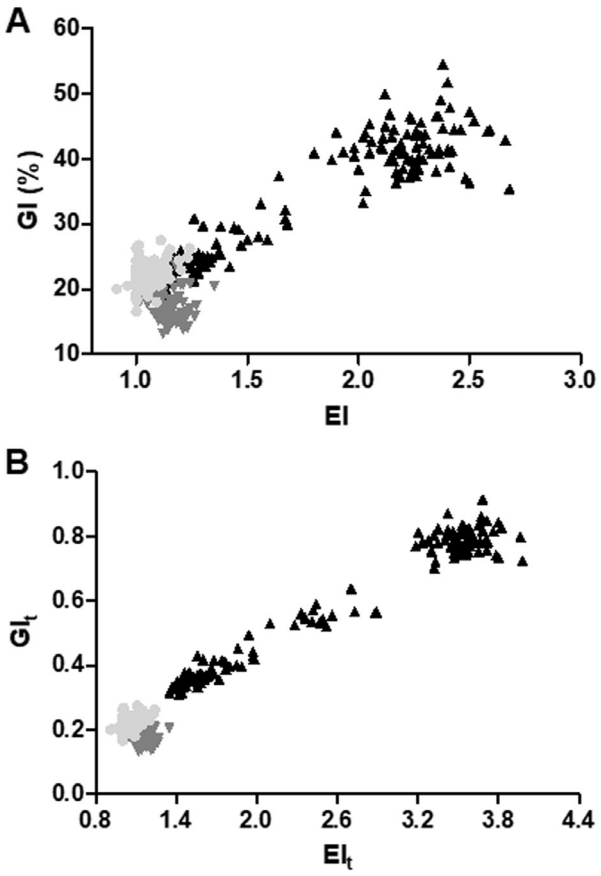

FIGURE S1 | Scatter plots showing the relationship between the Gonopodial Index (GI) and the Elongation Index (EI) for each phenotypic sex (**A**), and the transformed variables of the Gonopodial Index (GI_t) and the Elongation Index (EI_t) for each phenotypic sex (**B**). Phenotypic sex represented by dots undifferentiated anal fin (UAF), triangles male (presence of the gonopodium; GS1-3), and inverted triangles adult female anal fin (AFAF).

TABLE S2 | Comparative number of segments at each ray and section ray in two anal fin categories. A: Anterior section, P: Posterior section.

Anal fin category	Ray 1	Ray 2	Ray 3	Ray 4		Ray 5		Ray 6		Ray 7		Ray 8		Ray 9		Ray 10	
				A	P	A	P	A	P	A	P	A	P	A	P	A	P
Undifferentiated Anal Fin (UAF)	5	7	12	17	18	16	16	17	18	14	13	11	9	11	9	6	3-4
Gonopodial Stage 3 (GS3)	5	7	28	27	39	34	38	21	13	12	11	11	10	-	-	-	-

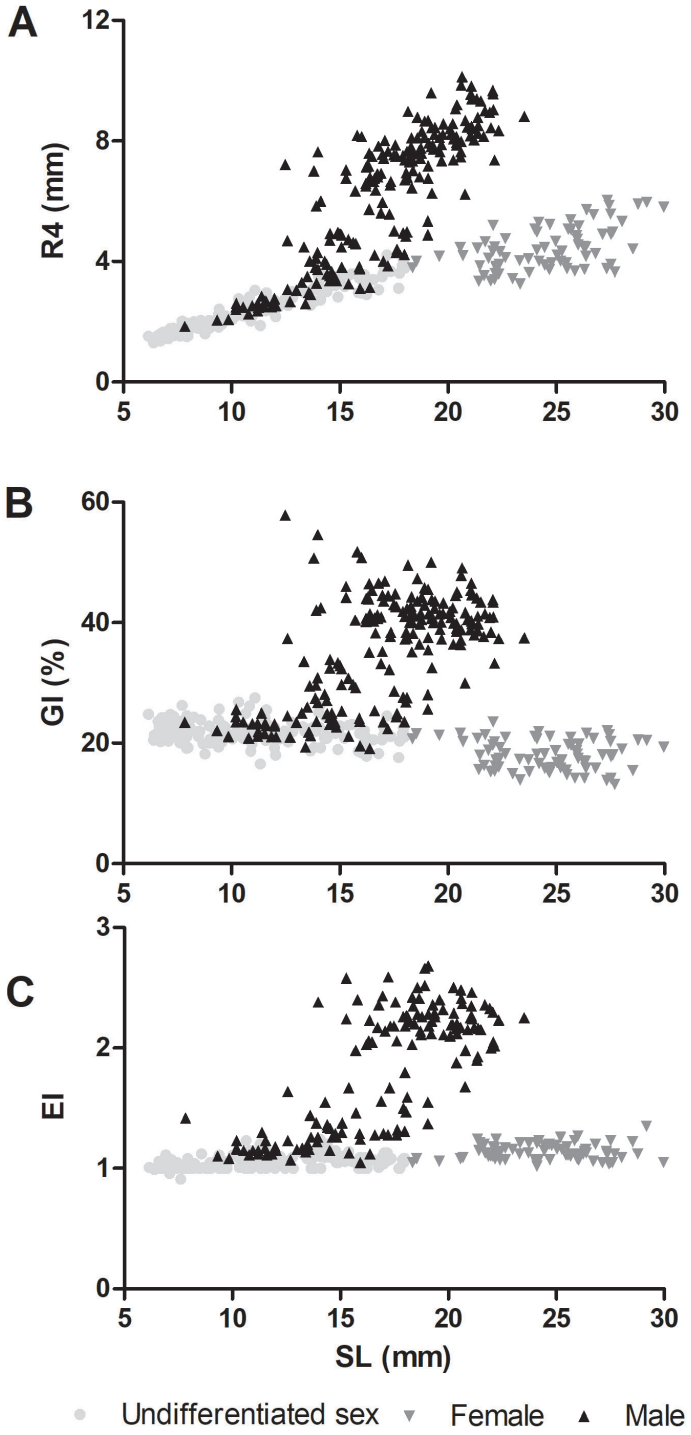

FIGURE S3 | Scatter plots showing the relationship between R4 (**A**), GI (**B**) and EI (**C**) with SL for each phenotypic sex. Phenotypic sex represented by dots undifferentiated anal fin (UAF), triangles male (presence of the gonopodium; GS1-3), and inverted triangles adult female anal fin (AFAF). R4: length of ray 4 of the anal fin; GI: Gonopodial Index; EI: Elongation Index.

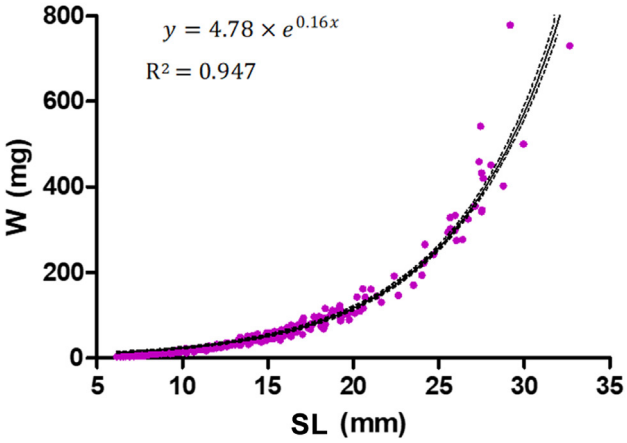

FIGURE S4 | Scatter plots showing the non-linear relationship between body weight (W) and standard length (SL). Dashed lines show the 95% confidence interval.

Neotropical Ichthyology

OPEN ACCESS

This is an open access article under the terms of the Creative Commons Attribution License, which permits use, distribution and reproduction in any medium, provided the original work is properly cited.

Distributed under
Creative Commons CC-BY 4.0

© 2026 The Authors.
Published by SBI

HOW TO CITE THIS ARTICLE

- **Young BJ, López GC, Crespo DC, Carriquiriborde P, Somoza GM.** Gonadal development and anal fin morphogenesis in *Cnesterodon decemmaculatus* (Cyprinodontiformes: Poeciliidae). Neotrop Ichthyol. 2026; 24(4):e260038. https://doi.org/10.1590/1982-0224-2026-0038

SBI Official Journal of the Sociedade Brasileira de Ictiologia